

SPECIAL RELEASE

Registered Live Births, Marriages and Deaths in Negros Oriental (2024 Preliminary Results)

Date of Release: 27 June 2025

Reference No.: 2025-SR46-015

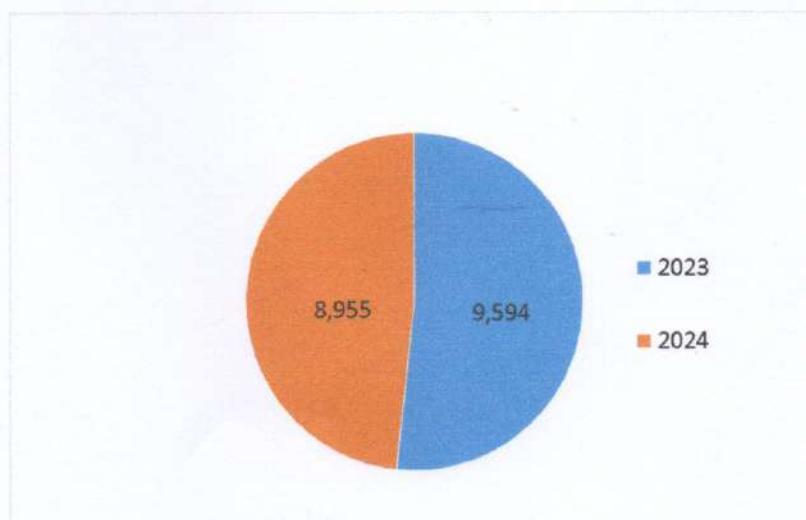
A. Registered Live Births

A total of 8,955 live births were registered from January to June in 2024.

1. More births were registered in January to June 2023 compared to January to June 2024

Based on the 2023 results, there were 9,594 who were born from January to June 2023 compared to the preliminary results in 2024 at 8,955, resulting in a decrease of 639 registered births. (Figure 1)

Figure 1. Registered Live Births in Negros Oriental, January to June 2023 and January to June 2024



2. More births were registered in January 2024

Most number of births occurred in January at 1,625 or 18.1 percent of the total births in the province. It was followed by April at 1,524 with 17.0 percent share and the months of March and May at 1,493 with 16.7 percent share.

On the contrary, the month of February recorded the least number of births at 1,400 or 15.6 percent share respectively. (Figure 2)

Figure 2. Registered Live Births in Negros Oriental, by Month, in Percent January to June 2024



B. Registered Marriages

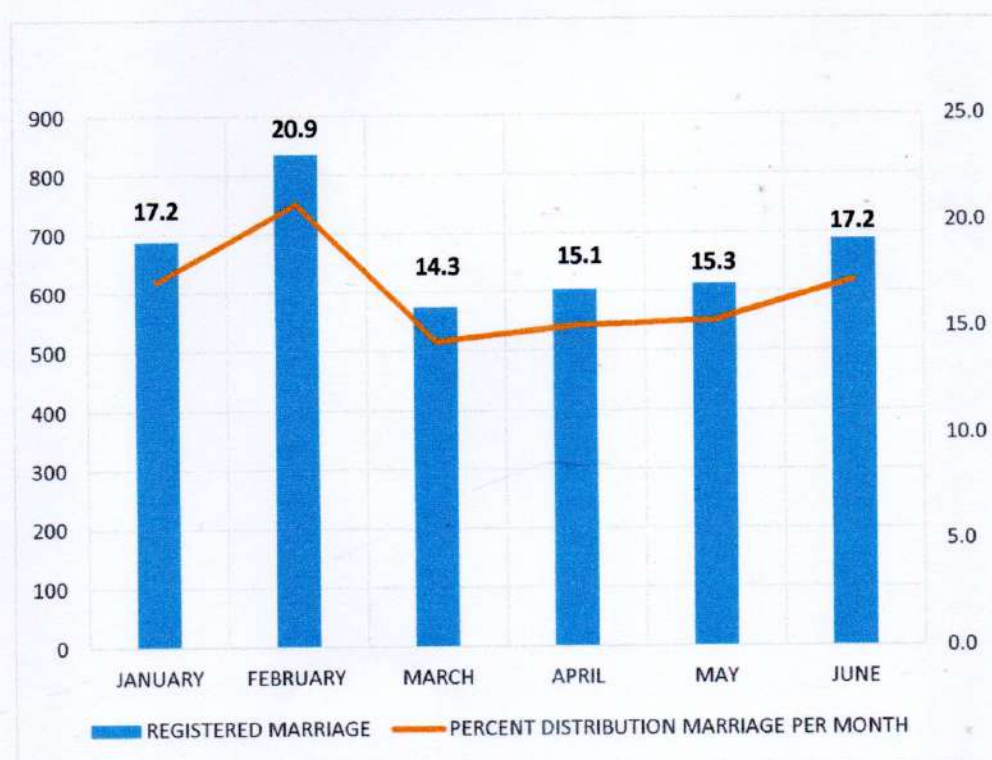
From January to June 2024, a total of 4,003 marriages were recorded.

1. Most number of marriages registered in February 2024

Based on the 2024 preliminary results, the most number of marriages recorded was in February at 835 or 20.9 percent of the total marriages in the province. It was followed by the months of January and June at 689 with 17.2 percent share and May at 612 with 15.3 percent share.

Furthermore, the month of March recorded the least number of marriages with 14.3 percent share. (Figure 3)

**Figure 3. Registered Marriages in Negros Oriental, by Month, in Percent
January to June 2024**



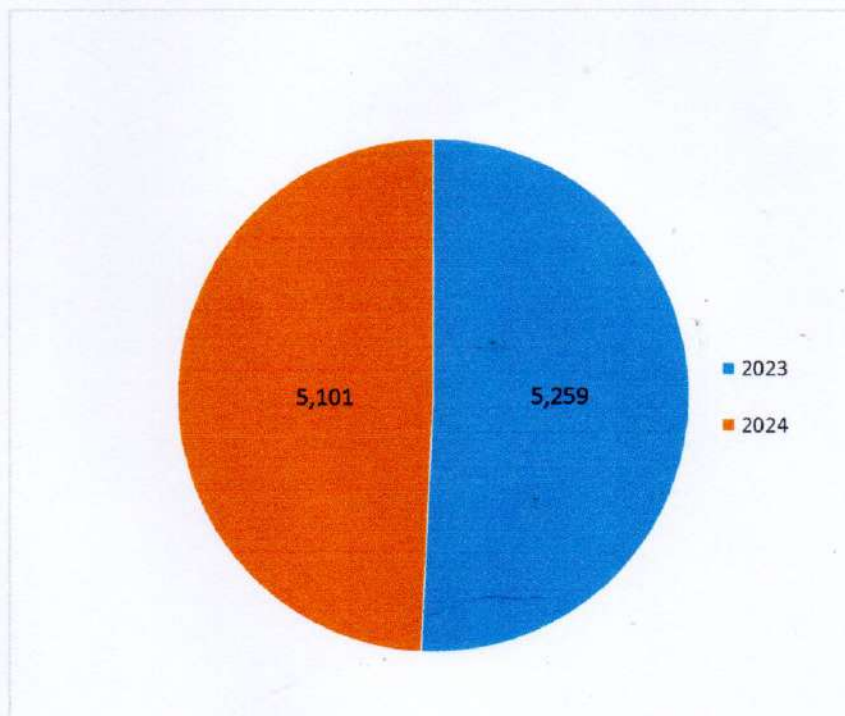
C. Registered Deaths

A total of 5,101 deaths were recorded from January to June 2024.

1. More deaths were registered in January to June 2023 compared to 2024 of the same months

Based on the 2023 results, more deceased were recorded at 5,259 compared to 2024 preliminary results at 5,101. (Figure 4)

Figure 4. Registered Deaths in Negros Oriental, January to June 2023 and January to June 2024



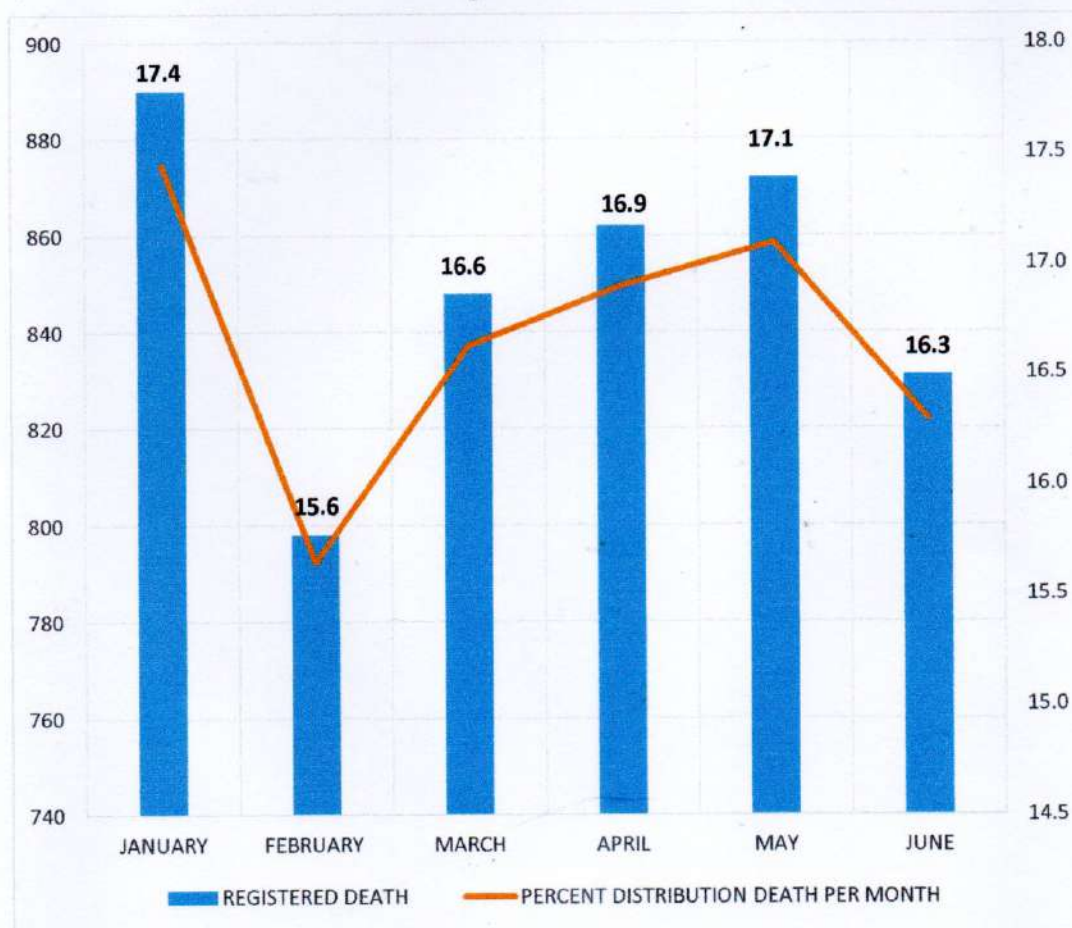
2. More deaths were registered in January 2024

There were 890 deaths registered in January or about 17.4 percent of the total

deaths in the province, which was recorded as the highest number of deaths from January to June 2024. It was followed by the months of May at 872 with 17.1 percent share and April at 862 with 16.9 percent share.

In addition, the month of February recorded the least number of deaths with 15.6 percent share. (Figure 5)

Figure 5. Registered Deaths in Negros Oriental, by Month, in Percent January to June 2024



In terms of daily average, January recorded the highest with an average of 29 deaths per day, which translates to one death per hour.




Republic of the Philippines
Philippine Statistics Authority
NEGROS ORIENTAL PROVINCIAL STATISTICAL OFFICE




On the contrary, February recorded the lowest daily average number of death at 1.

Prepared by:


JOANA I. YMALAY
Registration Officer I

Approved by:


DANIEL T. FORTUITO
Chief Statistical Specialist