

SPECIAL RELEASE

LIVESTOCK SITUATION REPORT IN SIQUIJOR PROVINCE: Inventory – Q1 of 2023 & 2024

Date of Release: 18 July 2025
Reference No.: 2025-SR61-024

Inventory of Major Livestock Commodities - First Quarter of 2023 & 2024

Three major livestock commodities in the province of Siquijor recorded increases of inventory in the First Quarter of 2024 compared with the same quarter last 2023. Swine with the largest share of inventory among the animal type has increased by 0.43 percent from 43,624 heads to 43,813 heads as of April 1, 2024. Goat also increased by 1.09 percent from 24,303 heads to 24,569 heads and cattle increased by 2.46 percent from 21,503 heads to 22,033 heads. Meanwhile carabao had 1.27 percent decrease from 1,101 heads to 1,087 heads which is the only animal type decreased its inventory.

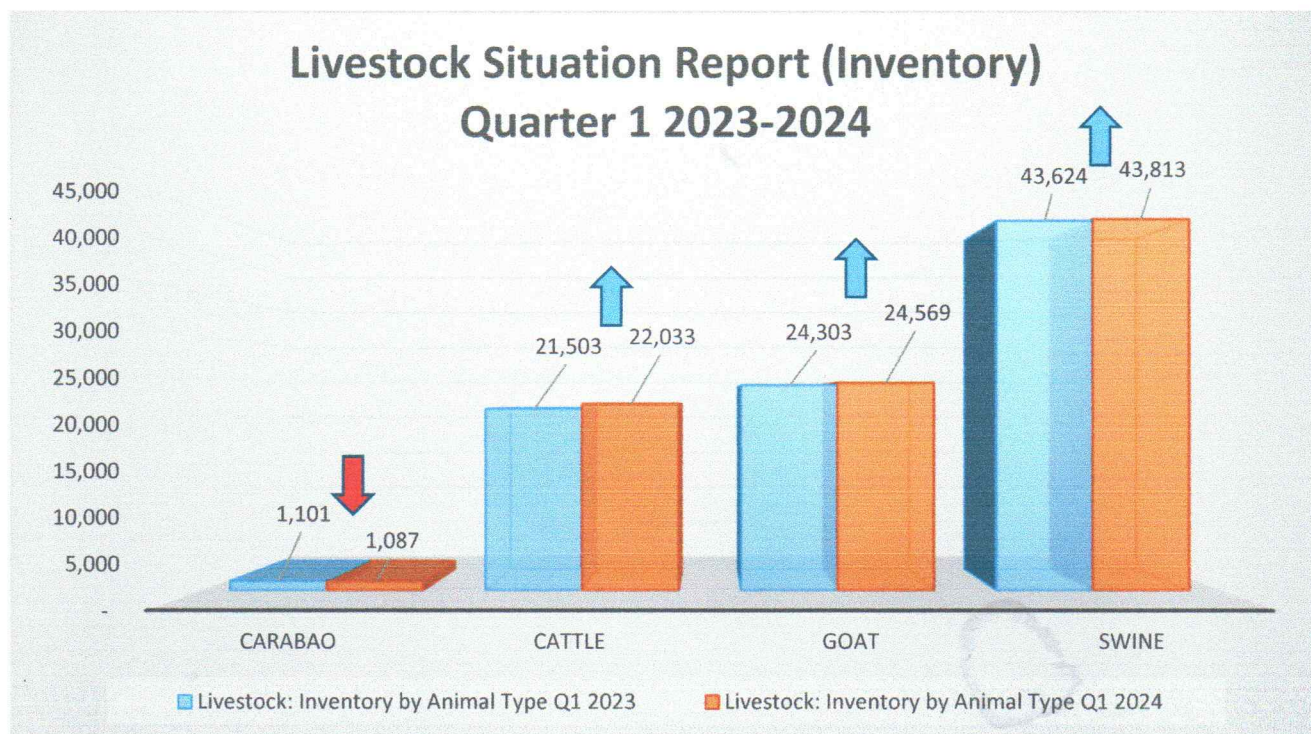


Figure 1: Livestock inventory by Animal Type – First Quarter of 2023 & 2024

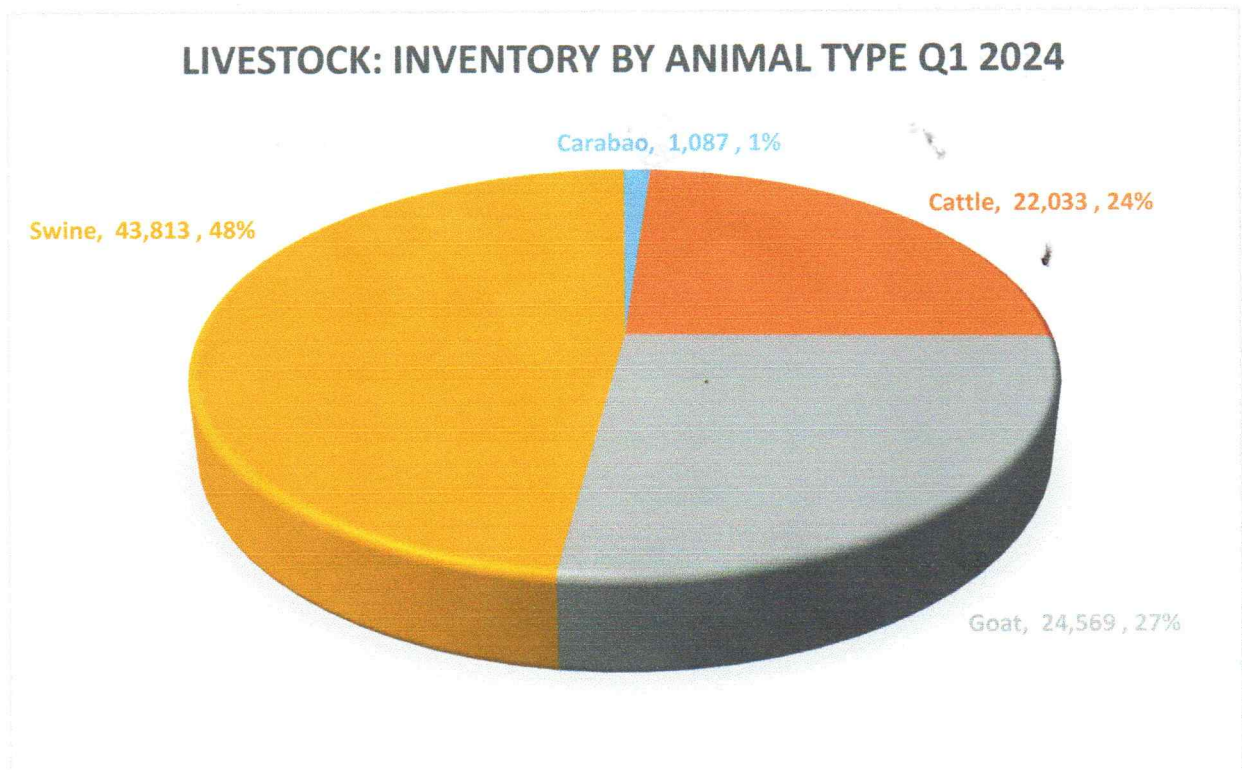


Figure 2: Distribution of Livestock Inventory – First Quarter of 2024

Figure 2 shows the distribution of livestock inventory in the province in percentage share as of April 1, 2024. Swine had accounted for the largest portion of inventory comprising 48 percent with a total estimated inventory of 43,813 heads followed by goat at 27 percent with a total inventory of 24,569 heads, cattle at 24 percent share with 22,033 heads and lastly carabao that had only 1 percent share with a total of 1,087 heads.

Figures 3 to 6 show the quarterly trend of inventory for livestock animals from quarter 1 2023 to quarter 1 of 2024. Carabao showed significant downtrend starting from first quarter 2023 up to first quarter of 2024, in which 1,101 as the highest estimate of inventory. While cattle show uptrend from 01 April 2023 to 01 Jan 2024, it slightly went down on 01 April 2024 in which 22,104 was the highest estimate of inventory. Meanwhile, goat had its biggest downtrend from 24,303 in 01 April 2023 to 22,842 in 01 July 2023 and showed uptrend in 01 October 2023 up to 01 April 2024 with 24,569 estimate of inventory. On the other hand, swine showed uptrend in 01 April 2023 with 43,624 estimate of inventory up to 51,081 in 01 October 2023 and showed downtrend up to 43,813 estimate of inventory in 01 April 2024.

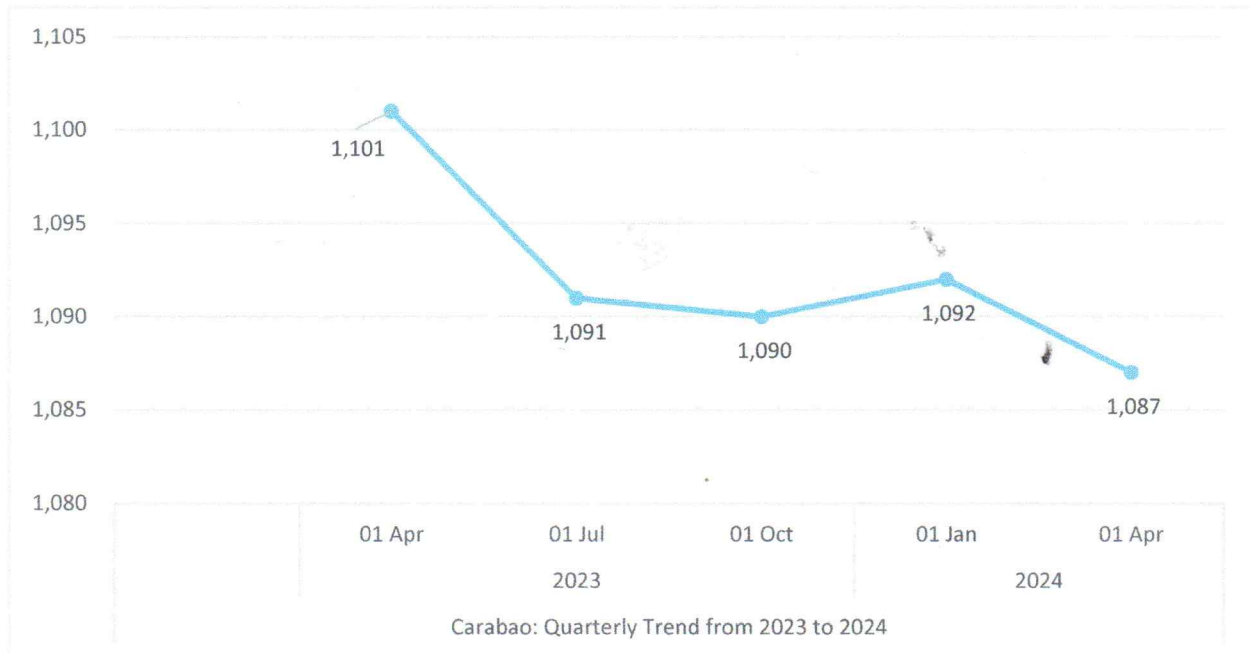


Figure 3: Quarterly Trend of Carabao Inventory from 2023 to 2024

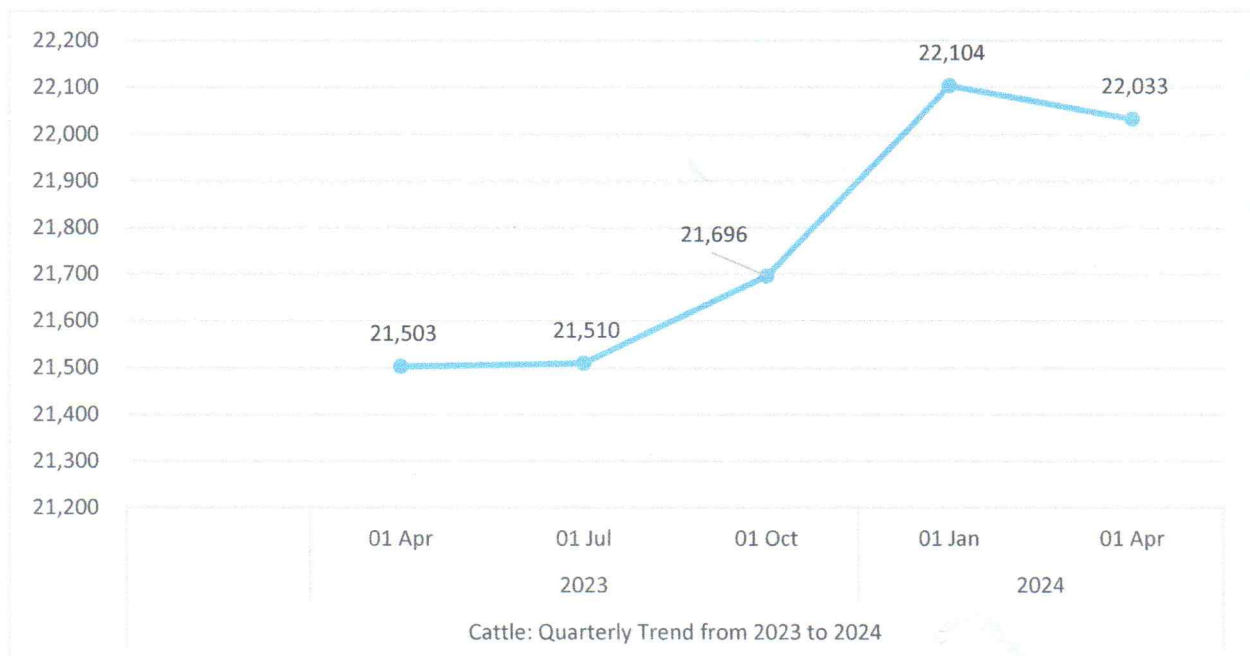


Figure 4: Quarterly Trend of Cattle Inventory from 2023 to 2024



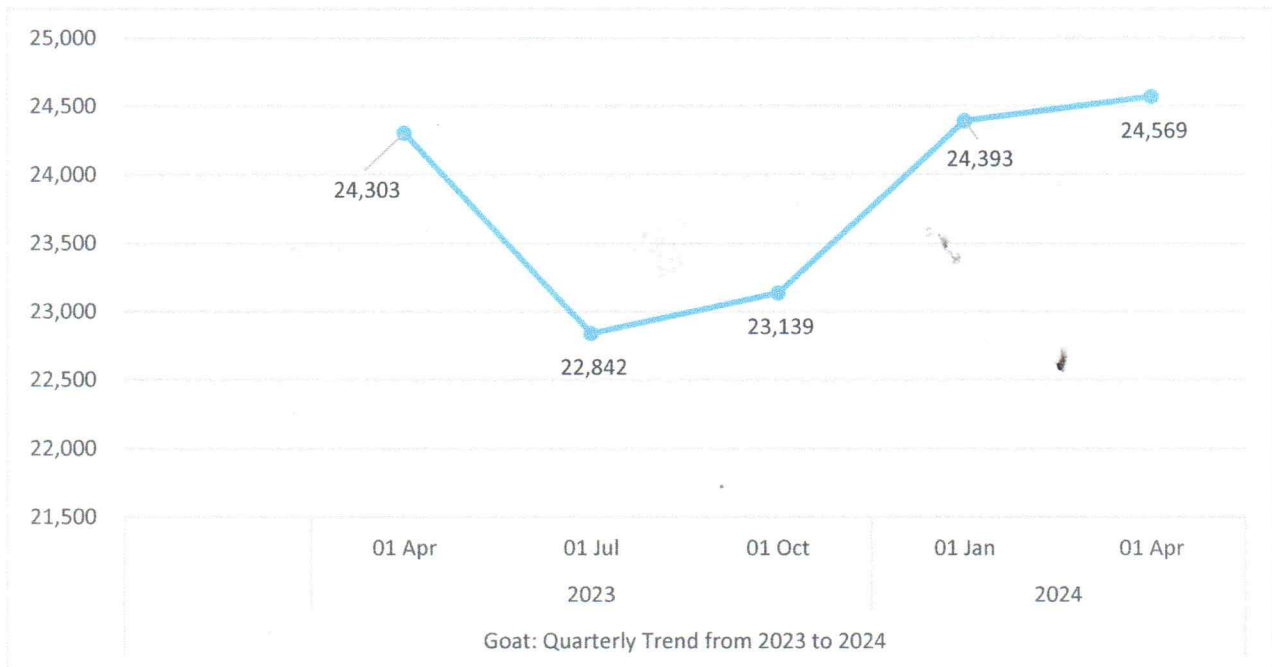


Figure 5: Quarterly Trend of Goat Inventory from 2023 to 2024



Figure 6: Quarterly Trend of Swine Inventory from 2023 to 2024



Livestock

Farm animals kept or raised for consumption and work. For purposes of census and surveys, livestock covers only those that are tended and raised by households and establishments.

Slaughterhouse

The premises that are approved and registered by a controlling authority in which food animals are slaughtered for human consumption.

Volume of Production

The number of tended/raised animals disposed for slaughter including animals shipped-out for slaughter (liveweight equivalent).

Animal Inventory

The actual number of animals (in head) present in the farm as of a specific reference data regardless of ownership.


Another source that supplements the data requirements of the Livestock and Poultry sector is the Compilation of Data Slaughterhouses and Poultry Dressing Plants (CDSPDP). This is done monthly and utilizes administrative data from Locally Registered Meat Establishments (LRMEs) in the province which is in coordination with the Provincial Veterinary Office (PVO) and Meat Inspectors (MIs) of the Local Government Unit (LGU).



Prepared by:


ANTHONY L. ONTOLAN
Statistical Analyst

Approved by:


JOSELITO C. MAGHANOY
(Supervising Statistical Specialist)/
Officer-in-Charge


JBCA/ELB/RTGP