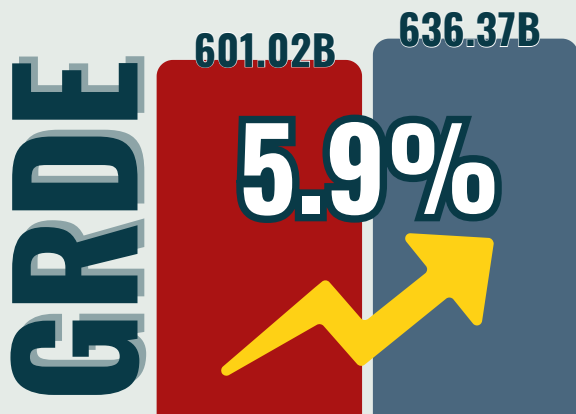


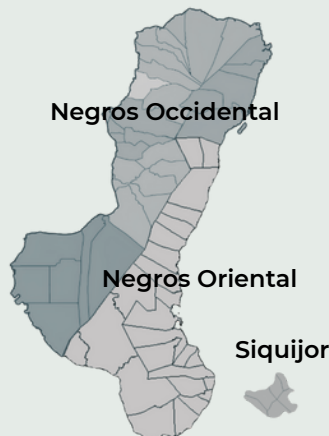
2024 NEGROS ISLAND REGION GROSS REGIONAL DOMESTIC EXPENDITURE AT CONSTANT 2018 PRICES

22 April 2025
Reference Number: INF-NIR-2025-041800-02



Gross Regional Domestic Expenditure (GRDE) is the total expenditure of residents in the region, including their expenditures in other regions and the rest of the world.

The Expenditure of **NIR, at constant 2018 prices** increased by **5.9%**, slower than the **7.8% growth** in the previous year.

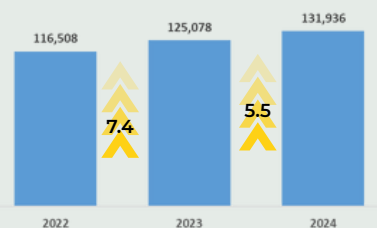


The economy of Negros Island Region in 2024, **grew by 5.9%** valued at **Php 636.37 Billion**, **7th** fastest growing region in the country.

Top Contributors to the 2024 Growth in Percentage Points

- 3.7** **HFCE**
Household final consumption expenditure
- 2.7** **GFCF (CNS)**
Gross fixed capital formation on Construction
- 1.1** **EOS (ROW)**
Export of services to the Rest of the World

Per Capita HFCE (in PhP) and Growth Rates (in Percent)



SHARE OF EXPENDITURE ITEMS TO THE REGIONAL ECONOMY



HFCE

Household final consumption expenditure

**483.52
Billion**

76.0%



GCF

Gross Capital Formation

**150.05
Billion**

23.6%



GFCE

Gross fixed capital formation on Construction

**20.27
Billion**

11.5%



NX_{world}

Net Exports to the Rest of the World

**-77.49
Billion**

-12.2%



NX_{Phil}


Net Exports to the Rest of the Philippines

**-1.83
Billion**

1.1%

EXPORT OF GOODS AND SERVICES TO THE REST OF THE WORLD

Export of Goods and Services to the Rest of the World grew by 10.3% from 13.4% in 2023



12.5%

Share to the total expenditure in the region

Export of Goods and Services to the Rest of the World in 2024 is valued at **Php 79.38 Billion**

IMPORT OF GOODS AND SERVICES TO THE REST OF THE WORLD

Import of Goods and Services to the Rest of the World grew by 7.5% from -1.9% in 2023



24.7%

Share to the total expenditure in the region

Import of Goods and Services to the Rest of the World in 2024 is valued at **Php 156.87 Billion**